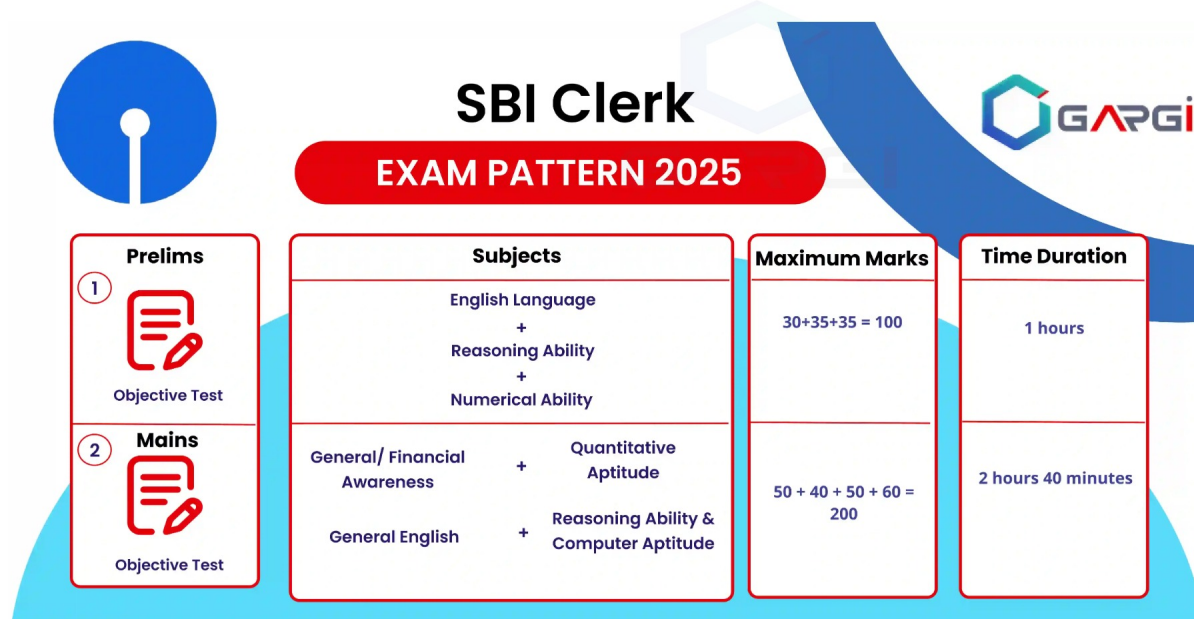




SBI Clerk 2025 Exam Pattern - Scheme of Examination

Are you preparing for the SBI Clerk Exam 2025? Understanding the exam pattern is your first crucial step in acing this highly competitive exam. The SBI Clerk 2025 Exam Pattern outlines the structure, sections, and marking scheme, ensuring that you're well-equipped to tackle the exam. As one of the most prestigious banking exams in India, familiarizing yourself with the SBI Clerk 2025 Exam Pattern will give you the edge you need to succeed and make your way toward a rewarding career in banking.

SBI Clerk 2025 Exam Pattern - Overview

The **State Bank of India (SBI)** will conduct the online examinations for the upcoming SBI Clerk Exam 2025 for the recruitment of Junior Associates (Customer Support & Sales), and understanding the SBI Clerk 2025 Exam Pattern is crucial for your preparation. The **SBI Clerk 2025 Notification** was released on 17th December 2024. Thus, familiarizing yourself with the exam pattern will help you plan your studies more effectively and boost your confidence. In this blog, we'll break down the SBI Clerk 2025 Exam Pattern to ensure you're fully prepared for this important banking examination.



| | Subjects | Maximum Marks | Time Duration |
|---|---|---------------------------|--------------------|
| 1 Prelims  Objective Test | English Language + Reasoning Ability + Numerical Ability | $30+35+35 = 100$ | 1 hours |
| 2 Mains  Objective Test | General/ Financial Awareness + Quantitative Aptitude General English + Reasoning Ability & Computer Aptitude | $50 + 40 + 50 + 60 = 200$ | 2 hours 40 minutes |

[Source: Gargi.ai]

SBI Clerk 2025 Exam Pattern - Prelims

The SBI Clerk 2025 Exam includes two phases: Phase I and Phase II. Phase I, also known as the Preliminary Exam, is an online test consisting of 100 objective questions for a total of 100 marks. The exam is divided into three sections: English Language, Numerical Ability, and Reasoning Ability. Each section has its own time limit, and the scores obtained in this phase will determine eligibility for Phase II, the Main Exam.

SBI Clerk 2025 Exam Pattern - Scheme of Examination

| Sl. | Name of Test | Medium of Exam | No. of Questions | Max. Marks | Duration |
|-----|-------------------|----------------|------------------|------------|----------|
| 1. | English language | English | 30 | 30 | 20 min. |
| 2. | Numerical Ability | * | 35 | 35 | 20 min. |
| 3. | Reasoning Ability | * | 35 | 35 | 20 min. |
| | Total | * | 100 | 100 | 1 Hour |

[Source: sbi.co.in]

SBI Clerk 2025 Exam Pattern - Mains

In Phase II or the Main Exam of the SBI Clerk 2025, the test consists of 190 questions for a total of 200 marks. It is divided into four sections: General/Financial Awareness, General English, Quantitative Aptitude, and Reasoning Ability & Computer Aptitude. Each section has a specific weightage, and the exam is designed to comprehensively evaluate candidates' knowledge and skills.

| Sl. | Name of Test | Medium of Exam | No. of Questions | Max. Marks | Duration |
|-----|---------------------------------------|----------------|------------------|------------|---------------|
| 1. | General/ Financial Awareness | * | 50 | 50 | 35 min. |
| 2. | General English | English | 40 | 40 | 35 min. |
| 3. | Quantitative Aptitude | * | 50 | 50 | 45 min. |
| 4. | Reasoning Ability & Computer Aptitude | * | 50 | 60 | 45 min. |
| | Total | | 190 | 200 | 2 Hr. 40 min. |

[Source: sbi.co.in]

SBI Clerk 2025 Exam Pattern - Local Language Test

Here's what you need to know about the language proficiency and selection process:

SBI Clerk 2025 Exam Pattern - Scheme of Examination

- Candidates who produce 10th or 12th standard mark sheet/certificate showing proficiency in the specified local language will not need to take the language test.
- Candidates who do not have this proof will undergo a specified local language test after provisional selection but before joining.
- Candidates failing the language test will not be offered the appointment.
- Candidates not proficient in the specified local language will be disqualified.
- Marks obtained in the **Preliminary Examination (Phase-I)** will not be considered for selection.
- Only the aggregate marks from the **Main Examination (Phase-II)** will be used to prepare the final merit list.
- Provisional selection is based on performance in the **Main Examination (Phase-II)**.

SBI Clerk 2025 Syllabus

The SBI Clerk 2025 Syllabus is extensive, covering vital topics with significant weightage, along with additional essential details. The exam consists of two phases: the Preliminary Exam (prelims) and the Main Exam (mains). Notably, the SBI Clerk mains exam is more challenging and demands consistent practice for success.

Preliminary Exam

- **English Language:** Reading Comprehension and Cloze Test are key topics to focus on for this section.
- **Numerical Ability:** With higher weightage, topics like Simplification/Approximation frequently appear and should be prioritized.
- **Reasoning Ability:** Holding equal importance as Numerical Ability, practicing Puzzles and Seating Arrangements is crucial for better performance.

Main Exam

- **General English:** Although similar to the prelims, the complexity increases, requiring advanced understanding.
- **Quantitative Aptitude:** Covers sharper and more detailed arithmetic problems, necessitating deeper preparation.
- **Reasoning Ability & Computer Aptitude:** Includes questions on logical reasoning and basic computer operations like MS Office.
- **General/Financial Awareness:** Tests your knowledge of current affairs, banking, economics, and financial markets, making regular updates essential.

You can practice questions daily on [different subjects](#) and plan your studies effectively.

SBI Clerk 2025 Exam Pattern - Marking Scheme

The SBI Clerk 2025 Exam includes negative marking for incorrect answers in the objective tests, emphasizing accuracy and precision. For every wrong answer, 1/4th of the marks assigned to that question will be deducted. This makes it essential for candidates to be cautious and avoid random guessing while answering. Each question carries a specific weightage, so understanding the marking scheme is crucial for effective preparation.

SBI Clerk 2025 Marking Scheme for Prelims

- The SBI Clerk Preliminary Examination consists of 100 questions, each for 1 mark.
- Moreover, the negative marking in Preliminary examination will be 1/4th of the assigned marks.

SBI Clerk 2025 Marking Scheme for Mains

- The SBI Clerk Mains Examination consists of 190 questions, each for 1 mark.
- Moreover, the negative marking in Mains examination will be 1/4th of the assigned marks, same as that of Preliminary Exam.

SBI Clerk 2025 Eligibility Criteria

To be eligible for the **SBI Clerk 2025**, a candidate must fall under one of the following categories:

Age Limit

- Not below 20 years and not above 28 years as on 01.04.2024, i.e. candidates must have been born not earlier than 02.04.1996 and not later than 01.04.2004 (both days inclusive).

Qualification

- Graduation in any discipline from a recognized university or an equivalent qualification recognized by the Central Government.
- Candidates with an Integrated Dual Degree (IDD) certificate must ensure the date of passing is on or before **31.12.2024**.
- Candidates in their final year/semester may apply provisionally, but they must provide proof of graduation completion on or before **31.12.2024** if selected.

Remember that if you belong to any of the last four categories, then you must have a certificate of eligibility issued by the Government of India.

SBI Clerk 2025 Application Process

The application process for the SBI Clerk 2025 has been started with the release of official notification. It's crucial for candidates to be aware of the process to fill out the SBI Clerk 2025 application form. Here's how you can complete the application:

SBI Clerk 2025 Exam Pattern - Scheme of Examination

- **Apply online:** The only mode of application accepted is online, so ensure you apply through the official SBI website.
- **Registration:** Visit the SBI website and click on the registration link. Create an account by providing your personal details like name, email, and phone number to access the application form.
- **Application Form:** After registration, select the Junior Associate position under the SBI Clerk recruitment section and fill out the application form.
- **Details & Documents:** Enter your basic details, upload your scanned photograph and signature in the required format, and fill in your educational qualifications and other necessary information.
- **Application Fee:** Don't forget to pay the required application fee online to complete your application.

Thank you for engaging with Gargi AI! We hope the information provided has been helpful and insightful. If you have any further questions regarding **SBI Clerk Notification** or need assistance, feel free to reach out—**Gargi AI** is always here to help you. Practice **mock tests** and do revisions, wishing you all the best in your endeavors, and we look forward to supporting you in your journey!

