

IBPS SO Exam Pattern 2024 - Scheme of Examination

Are you gearing up for the IBPS SO Exam 2024? Knowing the exam pattern is essential for your success. It helps you plan your study schedule, focus on relevant topics, and approach the exam day with confidence. This blog will walk you through the IBPS SO Exam Pattern 2024, detailing each stage so you're well-prepared. Additionally, we'll cover eligibility criteria and key dates directly from the [official IBPS SO Notification 2024](#) to ensure accuracy.

IBPS SO Exam Pattern 2024 - An Overview

Mastering the IBPS SO Exam Pattern 2024 is crucial for your success! Understanding the exam structure, including the number of sections, total marks, and marking scheme, will thoroughly prepare you for both the Preliminary and Main stages of the examination.



IBPS SO 2024

EXAM PATTERN



			Maximum Marks	Time Duration
Prelims Exams	For the post of Law Officer and Rajbhasha Adhikari	English Language + Reasoning General Awareness with Special Reference to Banking Industry	25+50+50 = 125	40 Minutes (Each)
	For the Post of IT Officer, Agriculture Field Officer, HR/Personnel Officer and Marketing Officer	English Language + Reasoning Quantitative Aptitude	25+50+50 = 125	40 Minutes (Each)
Mains	For the Post of Law Officer, IT Officer, Agriculture Field Officer, HR/Personnel Officer and Marketing Officer	Professional Knowledge	60	45 Minutes
	For the Post of Rajbhasha Adhikari	Professional Knowledge (Objective) + Professional Knowledge (Descriptive)	60	40 Minutes (Each)

[Source: Gargi AI]

Next, let's break down these two tiers of the IBPS SO Exam Pattern 2024 in our upcoming segments along with some snippets from the official notification.

IBPS SO Exam Pattern 2024 - Preliminary Exam

According to the official notification, the Preliminary exam consists of three sections totaling 125 marks. The subjects for these sections vary depending on the post you are applying for.

IBPS SO Exam Pattern 2024 - Scheme of Examination

a. Preliminary Examination

For the post of Law Officer and Rajbhasha Adhikari

Sr. No.	Name of Tests	No. of Questions	Maximum Marks	Medium of Exam	Duration
1	English Language	50	25	English	40 minutes
2	Reasoning	50	50	English and Hindi	40 minutes
3	General Awareness with Special Reference to Banking Industry	50	50	English and Hindi	40 minutes
	Total	150	125		

For the Post of IT Officer, Agriculture Field Officer, HR/Personnel Officer and Marketing Officer

Sr. No.	Name of Tests	No. of Questions	Maximum Marks	Medium of Exam	Duration
1	English Language	50	25	English	40 minutes
2	Reasoning	50	50	English and Hindi	40 minutes
3	Quantitative Aptitude	50	50	English and Hindi	40 minutes
	Total	150	125		

[Source: ibps.in]

- The total number of questions asked in the IBPS SO Prelims Exam is 150.
- The maximum mark allotted for the preliminary examination is 125.
- The mark allotted for every correct answer varies depending on the section.
- A negative mark of 1/4 of the allotted marks will be deducted for every wrong answer.
- The time duration of the preliminary examination is 120 minutes (two hours).

IBPS SO Exam Pattern 2024 - Mains Exam

According to the official IBPS SO Notification 2024, the IBPS SO mains exam will be of 60 marks. However, the tests and the number of questions in the examination will vary according to the post you are applying for:

IBPS SO Exam Pattern 2024 - Scheme of Examination

b. Main Examination

For the Post of Law Officer, IT Officer, Agriculture Field Officer, HR/Personnel Officer and Marketing Officer

Name of the Test	No. of Questions	Maximum Marks	Medium of Exam	Duration
Professional Knowledge	60	60	English & Hindi	45 minutes

For the Post of Rajbhasha Adhikari

Name of the Test	No. of Questions	Maximum Marks	Medium of Exam	Duration
Professional Knowledge (Objective)	45	60	English & Hindi	30 minutes
Professional Knowledge (Descriptive)	2		English & Hindi	30 minutes

[Source: ibps.in]

- The total number of questions in the IBPS SO mains examination is 60 for the post of Law Officer, IT Officer, Agricultural Field Officer, HR/Personnel Officer and Marketing Officer.
- Whereas, the total number of questions in the IBPS SO mains examination is 47 for the post of Rajbhasha Adhikari.
- The maximum mark for the examination is 60.
- A negative mark of 1/4 of the assigned mark will be deducted for every wrong answer.
- The duration of the examination is 45 minutes for the post of Law Officer, IT Officer, Agricultural Field Officer, HR/Personnel Officer and Marketing Officer.
- Whereas, the duration of the examination is 60 minutes for the post of Rajbhasha Adhikari.
- Candidates need to qualify for the preliminary examination to attend the main examination.

IBPS SO Exam Pattern 2024 - Syllabus

The IBPS SO syllabus 2024 is crucial for exam preparation as it outlines the key subjects and topics. Familiarizing yourself with the syllabus allows you to plan your study strategy more effectively, increasing your chances of success in the IBPS SO exam. By understanding the topics, you can concentrate your efforts on the most important areas and enhance your preparation.

IBPS SO Prelims Syllabus

The syllabus for the IBPS SO 2024 prelims for the posts of IT Officer, Agriculture Field Officer, HR/Personnel Officer, and Marketing Officer includes:

- English Language
- Reasoning Ability
- Quantitative Aptitude

IBPS SO Exam Pattern 2024 - Scheme of Examination

For the posts of Law Officer and Rajbhasha Adhikari, the prelims syllabus includes:

- English Language
- Reasoning Ability
- General Awareness with Special Reference to the Banking Industry

IBPS SO Mains Syllabus

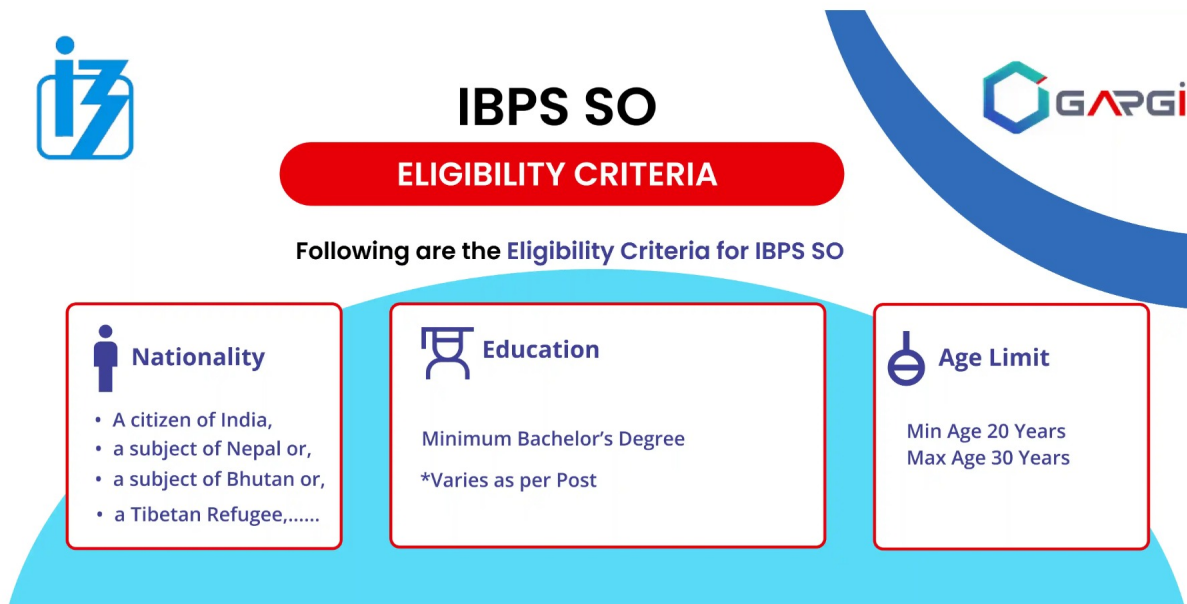
The mains syllabus for the IBPS SO 2024 for the posts of Law Officer, IT Officer, Agriculture Field Officer, HR/Personnel Officer, and Marketing Officer includes a single test of Professional Knowledge. For the post of Rajbhasha Adhikari, the main examination includes both an objective and a descriptive test on Professional Knowledge.

To learn more about the detailed [IBPS SO Syllabus 2024](#), click on the embedded link.

IBPS SO Exam Pattern 2024 - Eligibility Criteria

To be eligible for the IBPS SO Exam, you must meet the minimum eligibility criteria outlined by IBPS. It is crucial to submit the required documents during the application process. If you belong to a reserved category, you must provide a valid caste certificate. The IBPS SO eligibility criteria for 2024 have been released by the Institute of Banking Personnel Selection (IBPS). Ensuring you meet these criteria is essential for your application to be considered.

Make sure to review these details and ensure you meet all the requirements. Any exceptions can lead to the rejection of your application. For a clearer understanding, refer to the infographic below on the IBPS SO Eligibility Criteria 2024:



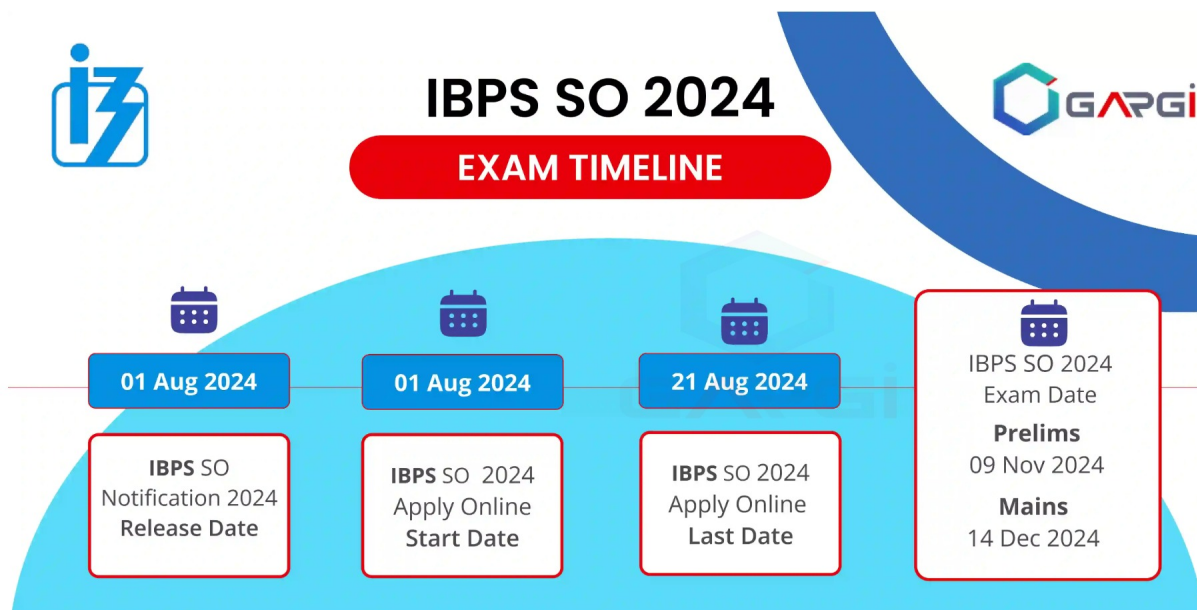
[Source: Gargi AI]

IBPS SO Exam Pattern 2024 - Scheme of Examination

To know more about the [IBPS SO Eligibility Criteria 2024](#), check out our blog on the same by clicking on the embedded link.

IBPS SO 2024 Exam Timeline

The IBPS SO Notification 2024 was released on August 1st, 2024. As per this official notification, the exam dates for the IBPS SO 2024 examination timeline are as follows:



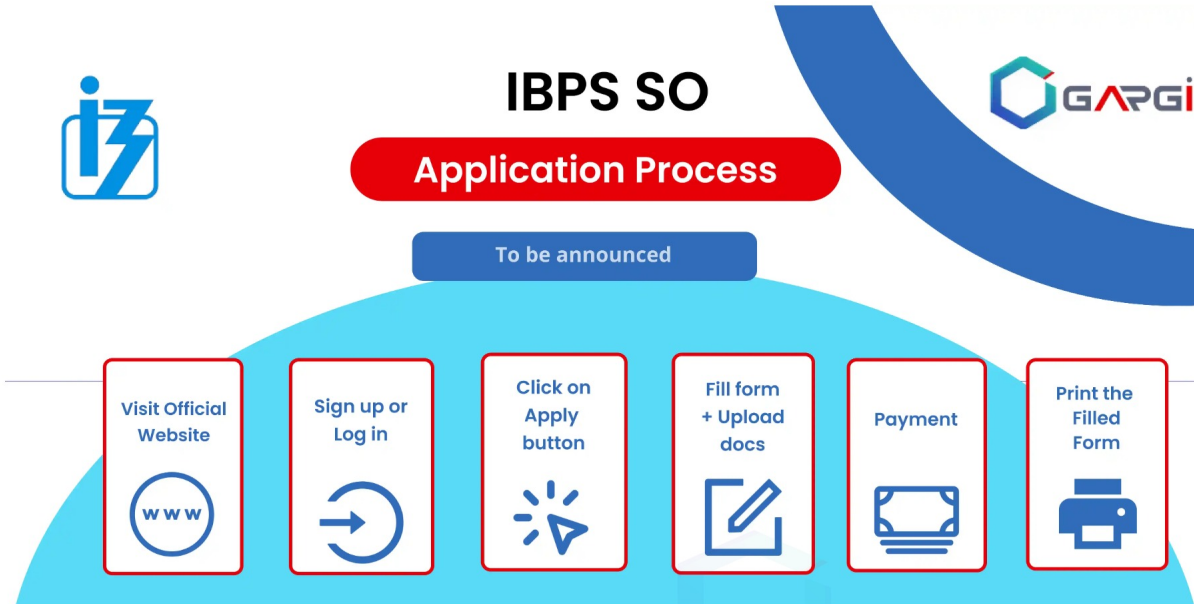
[Source: Gargi AI]

For more details on the [IBPS SO Exam Date 2024](#), visit our blog by clicking the provided link. Now that you are informed about the IBPS SO exam timeline 2024, let's proceed to the final segment of this blog: the application process.

IBPS SO 2024 Application Process

The IBPS SO 2024 application form must be submitted online through the IBPS website. The steps to submit the online application form are given below with the help of an infographic.

IBPS SO Exam Pattern 2024 - Scheme of Examination



[Source: Gargi.ai]

- First and foremost, go to the [official IBPS website](#) using the provided link.
- Click on "Click here for New Registration" on the homepage.
- Thereafter, fill in your basic details to complete the registration. You will receive a provisional registration number and system-generated password upon successful registration.
- Carefully complete the online application form for IBPS SO 2024. Review each section and click "Save and Next". Once you click "FINAL SUBMIT", no further changes can be made.
- Upload scanned copies of your photo, signature, and handwritten declaration as per the specifications provided.
- Indicate your preferred state for application. This choice cannot be modified after the final submission.
- Lastly, proceed to make the online payment using a credit card, debit card, or net banking.
- After successful payment, save the e-receipt and a copy of the completed application form for future reference.

That wraps up the key details provided by Gargi AI about the IBPS SO Exam Pattern 2024. Now that you are acquainted with the syllabus, exam structure, and important dates, it's time to dedicate yourself to thorough preparation. Stay focused and give it your best effort. We aimed to address all your questions and concerns about the IBPS SO Exam Pattern 2024 in this blog. Remember, [Gargi AI](#) is here to support you, so feel free to revisit our [informative blogs](#). With dedication, practice, and the insights gained here, you can confidently prepare to excel as an IBPS SO candidate!